



Logistics is everywhere... Choose our Rail, Follow your Way.



RLW - Rail Logistics Way

We are strategically located in Modena, in Emilia-Romagna region. This favorable position allows us to manage every client demand with our best efficiency and offering intermodal services and direct railway transports with daily departure towards all Europe, especially from/to Scandinavian countries (Denmark, Sweden, Norway) and Finland.

RLW - Rail Logistics Way

We are strategically located in Modena, in Emilia-Romagna region. This favorable position allows us to manage every client demand with our best efficiency and offering intermodal services and direct railway transports with daily departure towards all Europe, especially from/to Scandinavian countries (Denmark, Sweden, Norway) and Finland.

- Daily **Railway** connections with direct forwarding towards North Europe
- Highly qualified domestic **Logistic** services
- **Road** transports (FTL & LCL Trucks)
- **Sea** transports (FTL & LCL Container)
- **Air** transports with partner



Terminal in Modena

35.000 mq total terminal area:

9.000 mq covered area

7.500 mq outside fenced warehouse area

2 loading tracks: each of 350 meters

2 side tracks: each of 100 meters

4 forklifts

2 locomotives



Terminal in Modena

35.000 mq total terminal area:

9.000 mq covered area

7.500 mq outside fenced warehouse area

2 loading tracks: each of 350 meters

2 side tracks: each of 100 meters

4 forklifts

2 locomotives

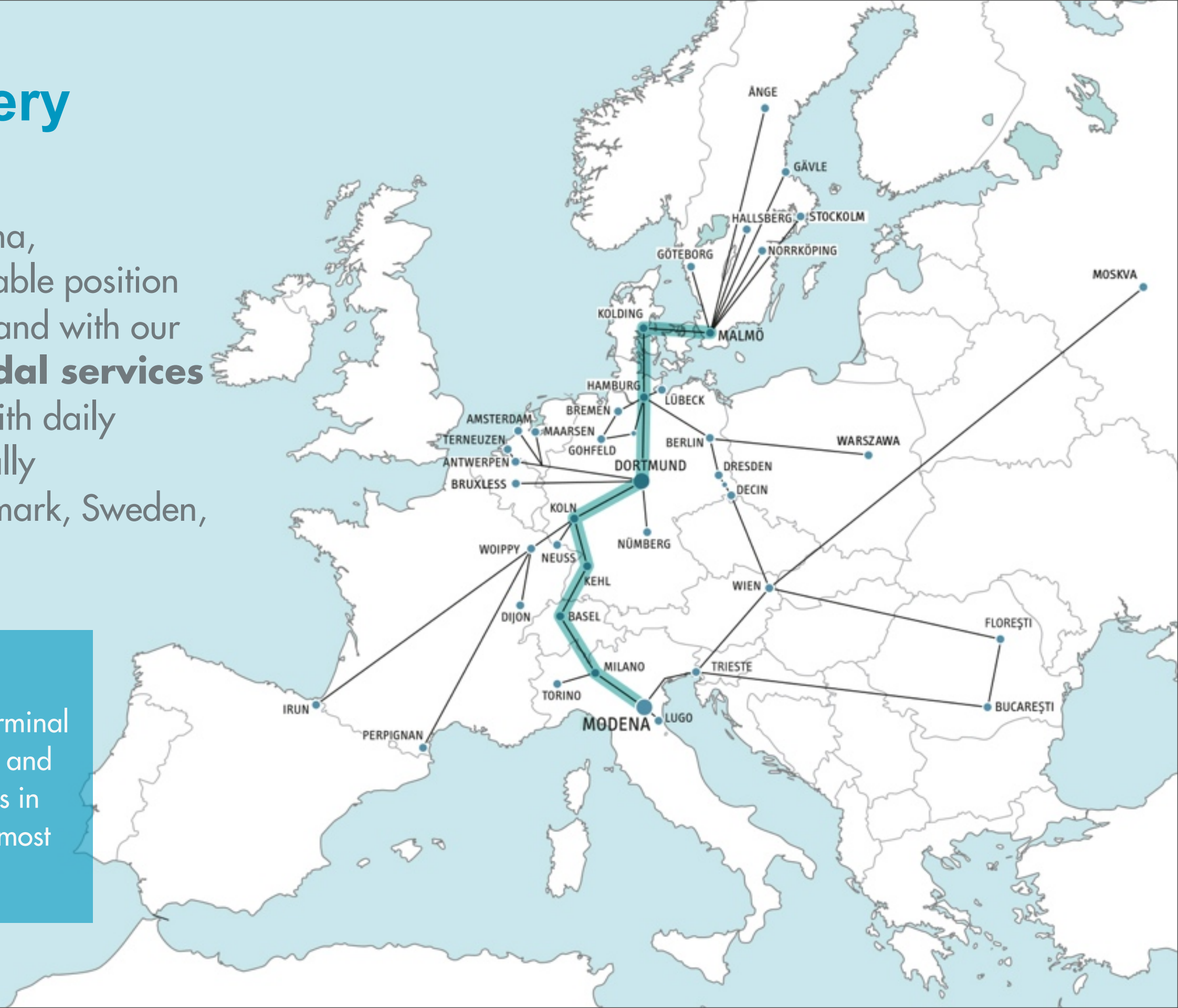


Daily pick up & delivery Italy / Europe

We are strategically located in Modena, in Emilia-Romagna region. This favorable position allows us to manage every client demand with our best efficiency and offering **intermodal services** and **direct railway transports** with daily departure towards all Europe, especially from/to Scandinavian countries (Denmark, Sweden, Norway) and Finland.

ITALY

Your shipments can daily depart from our terminal in Modena, with an express delivery abroad and in all Italy (24-36 h for pick up and deliveries in North Italy, 36-48 h for Centre Italy, and at most 56 h for the islands).

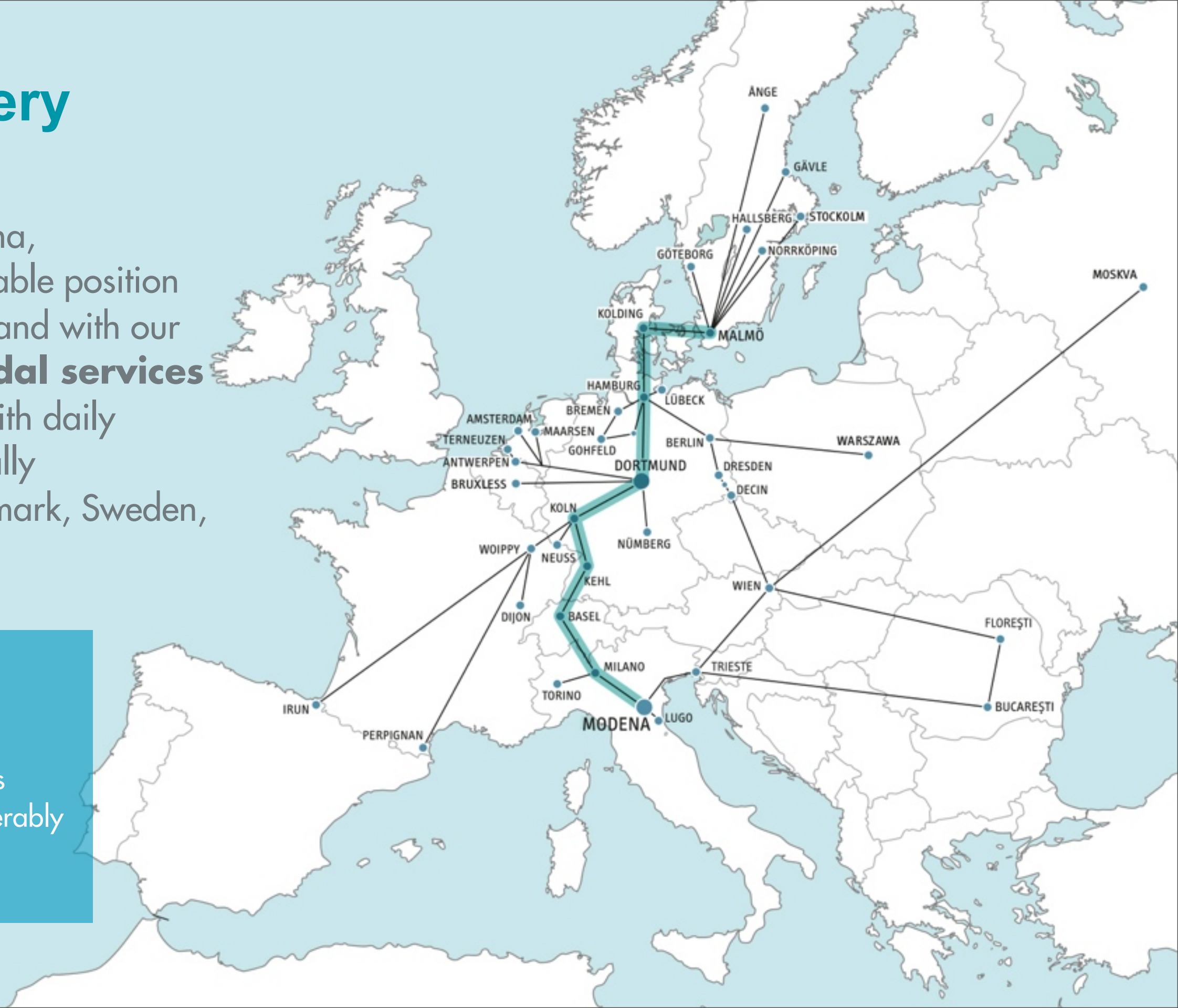


Daily pick up & delivery Italy / Europe

We are strategically located in Modena, in Emilia-Romagna region. This favorable position allows us to manage every client demand with our best efficiency and offering **intermodal services** and **direct railway transports** with daily departure towards all Europe, especially from/to Scandinavian countries (Denmark, Sweden, Norway) and Finland.

SCANDINAVIA

Thanks to the strategic position of our partner terminal we can deliver every day your goods optimizing the consignment costs and considerably reducing the delivery time.

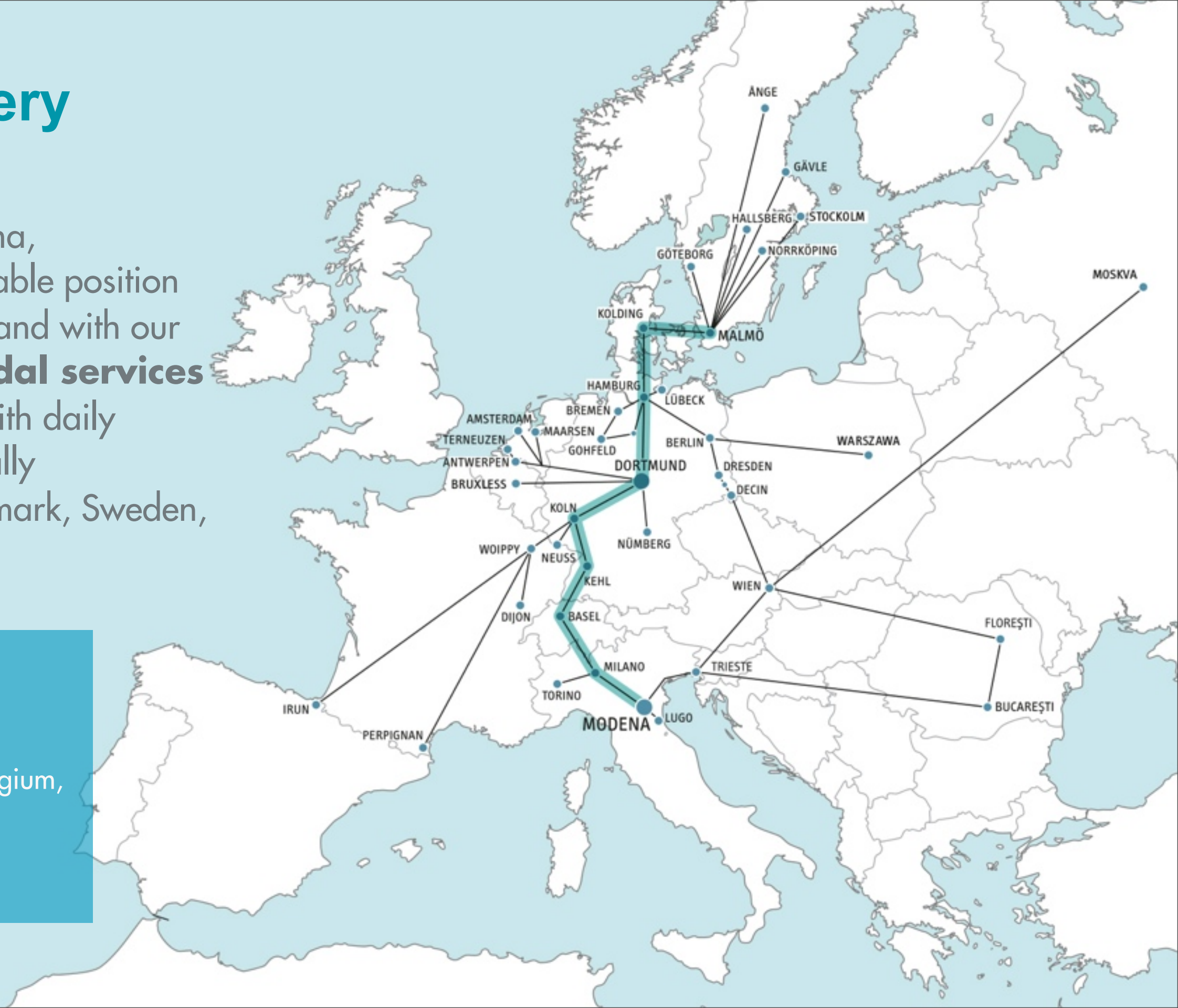


Daily pick up & delivery Italia / Europa

We are strategically located in Modena, in Emilia-Romagna region. This favorable position allows us to manage every client demand with our best efficiency and offering **intermodal services** and **direct railway transports** with daily departure towards all Europe, especially from/to Scandinavian countries (Denmark, Sweden, Norway) and Finland.

EUROPE

Weekly departure to Germany, Rumania, Belgium, France, Netherlands, Russia.



The quality of a competitive service

Our specialized railway department constantly supervises all the movements and the position of wagons and trains during the route, thus guaranteeing you the highest quality service and updates to all the participants in advance regarding the arrival time to the destinations. RLW is even at your disposal for the custom documents management, if necessary to pass the borders.



C02 Environmental influence

One railwagon
can load between



≥



but always
minimum
63 tons



=



Freight costs for 1 railwagon with 63 tons in complete train is often equal to 1 trailer with 25tons Italy - ex CSI !

If the rail wagon is utilized to its maximum both weight and volume wise the logistics will be optimized! Heavy goods in bottom and light / voluminous goods on top!

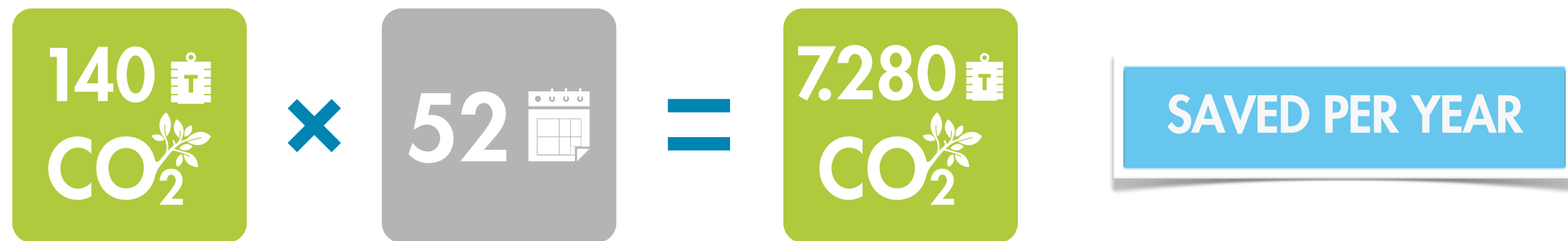
CO2 Environmental influence

According to the Ministry of the Environment, every person influences the environment negatively with 10 tons of CO2 per year. If you look at the negative **influence of CO2 of trucks versus railway** on traffic between Italy and Norway the facts are:



1 driver in train = 52 drivers on the roads!!!

CO2 Environmental influence



Food



55.000 pallets of pasta, olive oil, tomato, wine products in 2012 Italy - Scandinavia



Food



Pasta in rail wagons
Italy - Norway



Barilla pasta
Italy - Gothenburg, Sweden

Food



Flour in rail wagons
Italy - Sweden



Tomato from South Italy
to Gothenburg, Sweden

Food



Wine in rail wagons
Italy - Sweden



Oil in rail wagons
Italy - Norway

Tiles



60.000 tons of tiles, in 2012 Italy - Scandinavia

Building materials



Roofing slates Italy - Denmark

Machinery



Agriculture machinery in rail wagons
Italy - Sweden

Automotive



Automotive part in rail wagons
Italy - Scandinavia



Glasses for automotive
Italy - Sweden

Paper



Brochures and books in rail wagons
Italy - Sweden




Paper reels in rail wagon
Sweden - Italy

Timber



Collapsible timber bunks, easy to return for a new trip!

Timber



Playwood from Indonesia to Antwerp by bulk vessels distributed by rail wagon to Scandinavia



Hardwood from Vlissingen to Kolding, Denmark

Contatti

Rail Logistics Way srl
Via Monaco, 34
41122 Modena – Italy



TEL +39 059 45 08 36



FAX +39 059 59 68 605



SALES
sales@rlw-eu.it



OPERATION
operation@rlw-eu.it



ADMINISTRATION
admin@rlw-eu.it

www.rlw-eu.it



Thanks for your attention.